



Side Roll System Order Form

Order #: _____

Please fax the order form to (877) 333-2100 ~ For assistance please call (800) 272-6276

Customer Type:		P.O.#:		Date Ordered:	
Sold To:			Ship To:		
Address:			Address:		
City:			City:		
State:		Zip Code:		State:	
Zip Code:				Zip Code:	
Contact:			Email:		
Phone:			Fax:		
Payment: <input type="checkbox"/> Credit <input type="checkbox"/> COD		Check/Credit Card#:		Auth #:	
CC St. or PO Box #:			Exp Date:		Zip Code:
Carrier:		<input type="checkbox"/> COD <input type="checkbox"/> Collect <input type="checkbox"/> PPD <input type="checkbox"/> PP+A <input type="checkbox"/> 3rd Pty			
Standard Delivery Date:		<input type="checkbox"/> Yes <input type="checkbox"/> No		If No, Date Required By:	

<input type="checkbox"/> Standard Side Roll System <input type="checkbox"/> Loc Rite System	
<i>*For smooth sided trailers and trucks the Loc-Rite sideroll is the recommended system.</i>	
System Quantity: _____	Bill Code: _____

Body Information	Body:	<input type="checkbox"/> Dump Trailer	<input type="checkbox"/> Dump Truck	<input type="checkbox"/> Open Top Van
	Manufactured by:	_____		
	Material:	<input type="checkbox"/> Aluminum	or	<input type="checkbox"/> Steel
	Front:	<input type="checkbox"/> Radius	<input type="checkbox"/> Chamfered	<input type="checkbox"/> Square <input type="checkbox"/> Cab Shield
Body Rail:	<input type="checkbox"/> Wood Sideboards Recessed	<input type="checkbox"/> Metal Top		
	<input type="checkbox"/> Wood Sideboards Not Recessed	<input type="checkbox"/> Inverted Angle		

Cap Options	<input type="checkbox"/> No Cap	<input type="checkbox"/> Front Cap with Rear Flap (Flat Caps if No Bow System)	<input type="checkbox"/> Front & Rear Cap
-------------	---------------------------------	---	---

Tarp Options	Tarp Code:	_____				
	Mesh:	<input type="checkbox"/> Black	<input type="checkbox"/> Red	<input type="checkbox"/> Blue	<input type="checkbox"/> Green	<input type="checkbox"/> Multi <input type="checkbox"/> Rhino
	Vinyl:	<input type="checkbox"/> 18oz. (Standard)	<input type="checkbox"/> 22oz (22VINYL)	<input type="checkbox"/> 32oz (32VINYL)		
	Color:	<input type="checkbox"/> Black	<input type="checkbox"/> Red	<input type="checkbox"/> Blue	<input type="checkbox"/> Green	<input type="checkbox"/> Other: _____
	Tarp Stops:	<input type="checkbox"/> Standard SRTC1	<input type="checkbox"/> Standard SRTC3	<input type="checkbox"/> Standard SRTC2		
	<input type="checkbox"/> 3" EZ Off (EZOFF3)	<input type="checkbox"/> 6" EZ Off (EZOFF6)				
		(Metal Top Rail Only)		(Metal Top Rail Only)		

Bow Options	Quantity: _____	<input type="checkbox"/> Aluminum	<input type="checkbox"/> Plastic Flex w/ Alum Bow Holder
		<input type="checkbox"/> Steel	<input type="checkbox"/> Plastic Flex w/ Steel Bow Holder
	P/N: _____	<i>Note: Bows are sold and billed seperately under their respective part numbers.</i>	
	Size (Outside to Outside Length): _____	x 10" Arch ONLY	
Bow Pockets (Optional):	<input type="checkbox"/> Steel (138611)	Qty: _____	(2x the number of bows)

Comments: _____

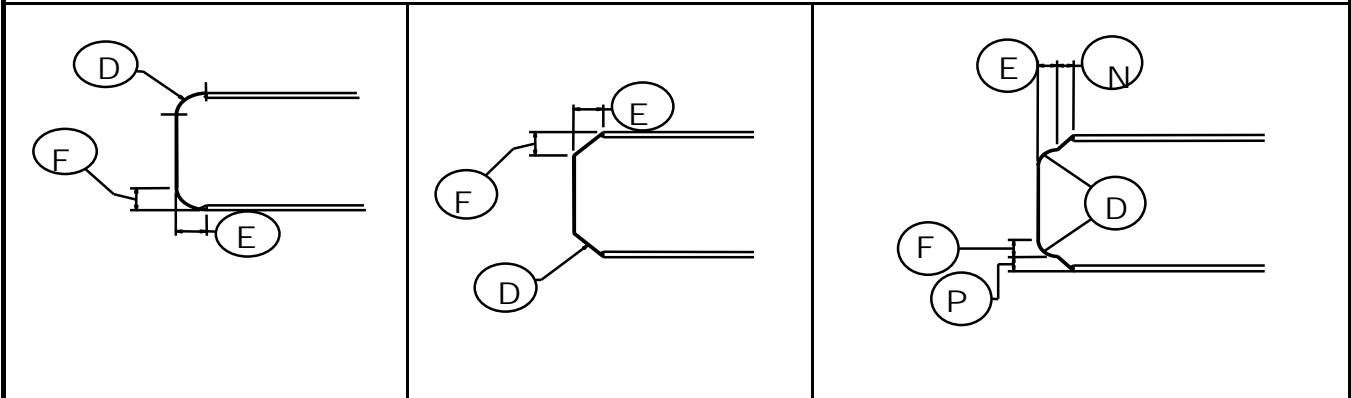
I confirm that the above specifications, measurements, and freight requirements are accurate and accepted.

Signature: _____ Print Name: _____

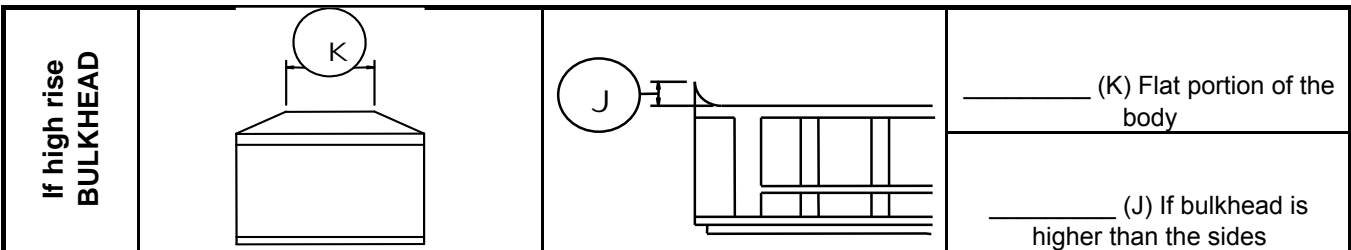
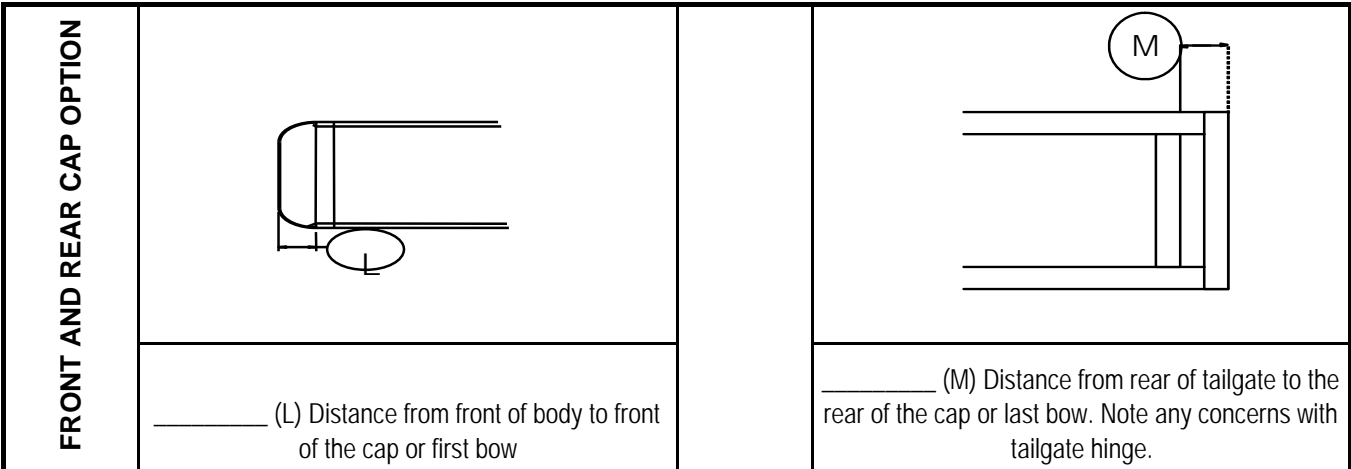
SIDE ROLL MEASUREMENTS REQUIRED FOR RADIUS OR CHAMFERED FRONT:

- _____ (A) Overall length of the body from the outside – outside.
- _____ (B) Inside to the inside of the sideboards, or top rails if an all metal top, in both the front and rear of the body.
- _____ (C) Maximum outside to outside of the body in both the front and rear.
- _____ (G) Height of side boards, if equipped. Note – for best results, the top surface must be level all around the unit and boards should be flush with outside rail.
- _____ (H) Depth of body from bottom of bed to top of board or rail.

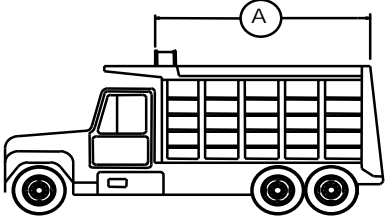
Circle the front that best represents your body:



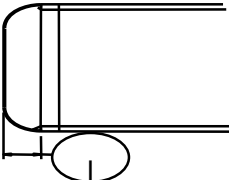
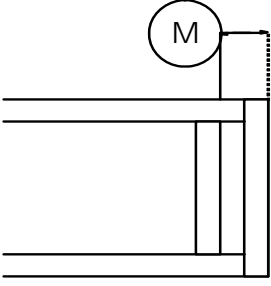
- _____ (D) _____ (E) _____ (F)
- _____ (N) _____ (P)
- (D) Length along the radius/chamfer (where the radius starts to where it ends).
- (E) Distance from front of body to where radius/chamfer ends.
- (F) Distance from where radius/chamfer starts to the outside of body.
- (N) Length of chamfer
- (P) Width of chamfer



SIDE ROLL MEASUREMENTS REQUIRED FOR SQUARE FRONT -OR- DUMP TRUCK:

<p>_____ (A) For trailers, overall length of the body from the outside - outside.</p>	<p>_____ (A) For dump trucks, overall length of the tarp using desired location of the front cap.</p> 
---	---

<p>_____ (B) Inside to the inside of the sideboards, or top rails if an all metal top, in both the front and rear of the body.</p>
<p>_____ (C) Outside to outside of the body in both the front and rear of the body.</p>
<p>_____ (G) Height of side boards, if equipped. Note – for best results, the top surface must be level all around the unit and boards should be flush with outside rail.</p>
<p>_____ (H) Depth of body from bottom of bed to top of board or rail.</p>

<p>FRONT AND REAR CAP OPTION</p>		
	<p>_____ (L) Distance from front of body to front of the cap or first bow</p>	

<p>Notate any concerns regarding the tailgate hinge.</p>	
--	--